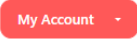

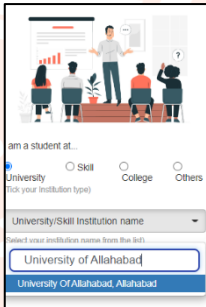
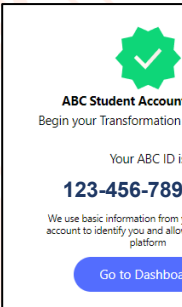


Step-by-step Process to generate Academic Bank of Credits (ABC) ID

Click here

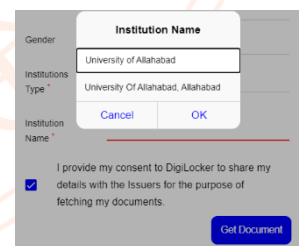
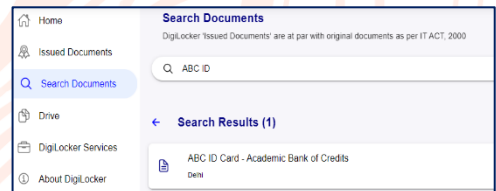
<http://pride.periyaruniversity.ac.in/app/webroot/pucdoe/ODLRegister/ABCID.mp4>

OPTION-A: On ABC Portal

- 1) Open official website www.abc.gov.in/
- 2) The Click on **My Account** tab  on right hand of the web-page.
- 3) Select **Student**  Student from the drop-down list and
 - a) If you have account on the **DigiLocker** follow these steps:
 - Sign-in using your details and OTP.
 - b) If you do NOT have account on the **DigiLocker** follow these steps:
 - Click on **Sign-up** for Meri Pehchaan (www.digilocker.meripehchaan.gov.in).
 - Create an account using your **Mobile Number** linked with your **Aadhaar**.
 - Sign-in using your details and OTP.
- 4) After sign-in, select the University tab from the options and search Periyar University 
- 5) Click on the Periyar University to complete Registration Process on ABC. 
- 6) Please note down and keep your **ABC ID** for future references.

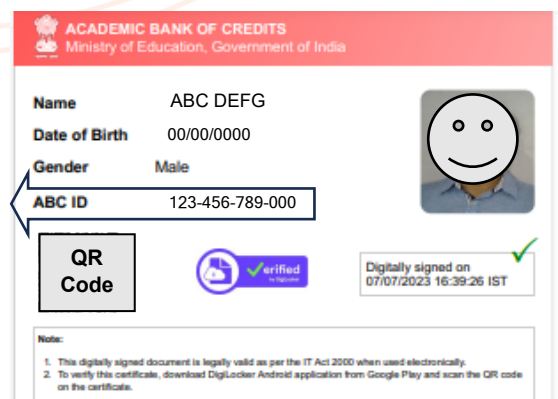
OPTION-B: On DigiLocker Portal (for those who have DigiLocker account)

- 1) Open official website www.digilocker.gov.in/
- 2) Click on **Search Documents** at the left panel and type '**ABC ID**' in the search column.
- 3) Click on **ABC ID Card- Academic Bank of Credits** in the search results.
- 4) Select **University** from the drop-down list in the **Institution Type** option on your dashboard and click OK.
- 5) Search Periyar University in the **Institution Name** option.
- 6) Click on the Periyar University from the drop-down list and click OK.
- 7) Check the consent box and click on Get document button.
- 8) Get your ABC ID by clicking the ABC ID Card option from your Issued Documents list.
- 9) Please note down and keep your **ABC ID** for future references.



- 10) Following YouTube video (of DigiLocker)

[explains the process to generate ABC ID:](#)



Are you a student?

Be a part of the Academic Bank of Credits by creating your ABC ID



Login to DigLocker
Student with DigLocker Account can create ABC ID



Search for Education
Education category shows Academic Bank of Credits service



Create ABC ID
Select your University and click on Generate ABC ID



Accumulate Credits
Students can check accumulated credits by logging into abc.gov.in

Watch Video Tutorial

How it works?

Credits get deposited



Institution A



Transfer of Credits



Redeem Credits



Institution B

ACADEMIC BANK OF CREDITS

Enabling students mobility across higher education. Now students can accumulate and redeem earned credits from inter and multi disciplinary courses

Steps to Register on Academic Bank of Credits

Visit the DigiLocker App www.digilocker.gov.in

